




NC6 AC Contactor, 6~9A

1. General

- 1.1 Certificates: CE, VDE, UKRSEPRO, EAC, UL;
- 1.2 Electric ratings: AC50/60Hz, up to 690V, up to 9A;
- 1.3 Application: remotely makes and breaks circuit, protect circuit from overload assembling with proper thermal relay;
- 1.4 Utilization category: AC-1, AC-3, AC-4;
- 1.5 Ambient temperature: -5°C~+40°C;
- 1.6 Altitude: ≤2000m;
- 1.7 Mounting category: III
- 1.8 Mounting conditions:
inclination between mounting plane and vertical plane not exceed ±30°
- 1.9 Standard: IEC/EN 60947-4-1

2. Type designation

N C 6 - □ □ □ □ □



Blank: Screw-clamp connection
K: With solder "pins"
for direct connection
to printed circuit boards.

Number of contacts
10: 3N/O main contacts,
1N/O auxiliary contact
01: 3N/O main contacts,
1N/C auxiliary contact
04: 4N/O main contacts
08: 2N/O+2N/C main contacts

Rated operational current (AC-3, 380V)

Design sequence No.

Contactor





Company code




3. Technical data

3.1 Contactor

★ 3P contactor AC coil operation

Items		Model	NC6-06	NC6-06-K	NC6-09	NC6-09-K
						
Rated conventional heating current (A)	AC-1		20		20	
Rated operational current (A)	AC-3/AC-4	380/400V	6		9	
		660/690V	3.8		5	
Power of motor	kW (AC-3)	220/230V	1.5		2.2	
		380/400V	2.2		4	
		660/690V	3		4	
	hp	240V	2		2	
		400V	3		3	
		600V	3		3	
Operating cycles (operations/h)	Electrical	AC-3	1,200		1,200	
		AC-4	300		300	
	Mechanical		3,600		3,600	
Electrical life ($\times 10^3$ operations)	AC-3		1,200		1,200	
	AC-4		25		25	
Mechanical life ($\times 10^6$ operations)			10		10	
Matching fuse model			RT16-16		RT16-20	

★ 4P contactor AC operation

Items		Model	NC6-06	NC6-09
				
Rated operational current (A)	AC-1		20	20
	AC-3/AC-4	380/400V	6	9
		660/690V	3.8	5
Power of motor	kW (AC-3)	220V/230V/240V	1.5	2.2
		380/400V	2.2	4
		660/690V	3	4
	hp	240V	-	2
		400V	-	3
		600V	-	3
Operating cycles (operations/h)	Electrical	AC-3	1,200	1,200
		AC-4	300	300
	Mechanical		3,600	3,600
Electrical life ($\times 10^3$ operations)	AC-3		1,200	1,200
	AC-4		25	25
Mechanical life ($\times 10^6$ operations)			10	10
Matching fuse model			RT16-16	RT16-20

3.2 AC coil specifications


Items	Model	NC6-06	NC6-09
Rated control voltage (V AC)		24, 36, 48, 110, 127, 220, 230, 380, 400	
Coil power (VA)	In-rush	30	30
	Sealed	4.5	4.5

4. Terminal connection



Model	Number of piece	Conductor (mm ²)	Screw size	Tightening torque (N·m)
NC6-06	1	2.5	M3	0.5
NC6-09	1	2.5	M3	0.5

5. Accessories

5.1 Auxiliary contact

Model	Auxiliary contact		Control capacity
	Model of assembled contact	Conventional heating current (A)	
NC6-06	NCF6-20; NCF6-02 NCF6-11; NCF6-40 NCF6-31; NCF6-22 NCF6-13; NCF6-04 NCF6-20; NCF6-02 NCF6-11; NCF6-40 NCF6-31; NCF6-22 NCF6-13; NCF6-04	10	AC-15: 380/400V/0.95A
			DC-13: 220/250V/0.15A
NC6-09	 NCF6-20; NCF6-02 NCF6-11; NCF6-40 NCF6-31; NCF6-22 NCF6-13; NCF6-04	10	AC-15: 380/400V/0.95A
			DC-13: 220/250V/0.15A

5.2 Assembly with thermal over-load relay

Model of contactor	Assembled thermal over-load relay			
	Model	Rated current (A)	Recommended fuse type	
			aM	gG
 NC6-09	 NR2-11.5	0.1~0.16	0.25	2
		0.16~0.25	0.5	2
		0.25~0.4	1	2
		0.4~0.63	1	2
		0.63~1	2	4
		1~1.6	2	4
		1.25~2	4	6
		1.6~2.5	4	6
		2.5~4	6	10
		4~6	8	16
		5.5~8	12	20
		7~10	12	20
		9~13	16	25

6. Overall and mounting dimensions (mm)

