


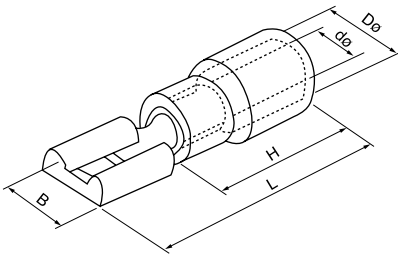
Female Insulated Disconnecter

Specifications

Lead section: 0.5~1.5mm²(22~16) Max current: =10A



ITEM.NO.	Meme Tab (mm)	Thickness (mm)	Dimension (mm)				
			B	dØ	DØ	L	H
FDD1.25-110(5)	0.5 x 2.8	0.3	3.8	1.70	3.80	19.0	19.0
FDD1.25-110(8)	0.8 x 2.8	0.3	3.8	1.70	3.80	19.0	19.0
FDD1.25-187(5)	0.5 x 4.75	0.35	5.6	1.70	3.80	19.0	19.0
FDD1.25-187(8)	0.8 x 4.75	0.35	5.6	1.70	3.80	19.0	19.0
FDD1.25-250	0.8 x 6.35	0.4	7.4	1.70	3.80	21.0	21.0

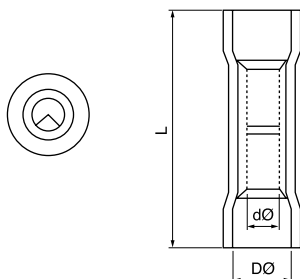


Lead section: 1.5~2.5mm²(16~14) Max current: =15A

ITEM.NO.	Meme Tab (mm)	Thickness (mm)	Dimension (mm)				
			B	dØ	DØ	L	H
FDD2-110(5)	0.5 x 0.8	0.3	3.8	2.3	4.3	19.0	10
FDD2-110(8)	0.8 x 2.8	0.3	3.8	2.3	4.3	19.0	10
FDD2-187(5)	0.5 x 4.75	0.35	5.6	2.3	4.3	19.0	10
FDD2-187(8)	0.8 x 4.75	0.35	5.6	2.3	4.3	19.0	10
FDD2-250	0.8 x 6.35	0.4	7.4	2.3	4.3	21.0	10
FDD2-312	0.8 x 0.8	0.4	9.0	2.3	4.3	23.0	10

Lead section: 1.5~2.5mm²(16~14) Max current: =15A

ITEM.NO.	Meme Tab (mm)	Thickness (mm)	Dimension (mm)				
			B	dØ	DØ	L	H
FDD5.5-250	0.5 x 3.65	0.4	7.4	3.4	5.7	25.0	14.0
FDD5.5-375	1.2 x 9.4	0.5	10.9	3.4	5.7	25.0	14.0



Long Full Insulated Middle Terminal

- Max. Current: 26-22A.W.G: 9A 22-16A.W.G: 19A
16-14A.W.G: 27A 12-10A.W.G: 48A
- Max. Endure Voltage: 105°C Ui=600V
- Insulated Material: Nylon

Item.No.	Dimension(mm)			A.W.G mm ²	Color
	L	DØ	CØ		
BNY-1.25	27.3	3.2	1.7	22-16 A.W.G 0.5-1.5mm ²	Red
BNY-2	27.3	3.8	2.3	16-14 A.W.G 1.5-2.5mm ²	Blue
BNY-5.5	27.3	5.3	3.4	12-10 A.W.G 4-6mm ²	Yellow