

# Flow control valve

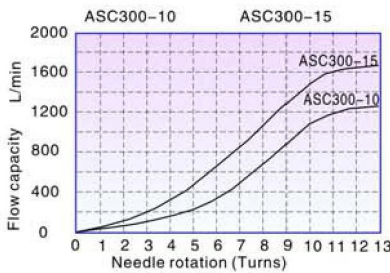
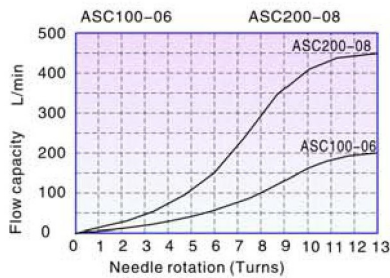
## ASC Series



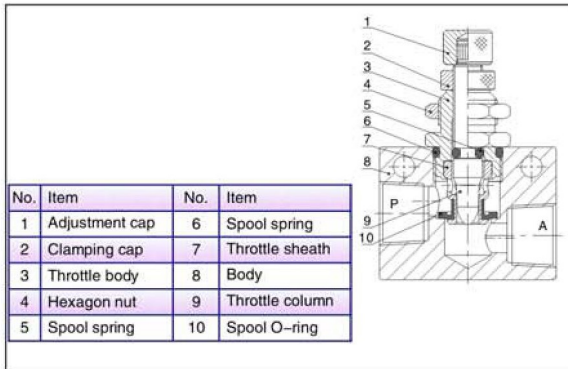
### Product feature

1. Delicate and compact structure;
2. Available to exhaust and cut off flow, sensitive in adjustment, high precision;
3. Install in several positions to facilitate installation and application.

### Flow chart



### Inner structure



### Specification

Model	ASC100-06	ASC200-08	ASC300-10	ASC300-15	
Fluid	Air(to be filtered by 40 μm filter element )				
Port size ①	1/8"	1/4"	3/8"	1/2"	
Pressure range	0-1.0MPa				
Proof pressure	1.5MPa(215Psi)				
Temperature range °C	-20-70				
Material of body	Aluminum alloy				
Flow (L/min)	Control flow	200	450	1250	1650
	Free flow	400	800	1500	2500

① NPT thread and G thread are available.

### Symbol



### Ordering code

ASC	300	10	T
Model	Code	Port size	Thread
ASC: Flow control valve	100: 100 Series 200: 200 Series 300: 300 Series	06: 1/8" 08: 1/4" 10: 3/8" 15: 1/2"	T: NPT G: G

### Dimensions

**ASC100**

**ASC200**

**ASC300**

Type Item	ASC100-06	ASC200-08	ASC300-10	ASC300-15	Type Item	ASC100-06	ASC200-08	ASC300-10	ASC300-15
A	22	26	35	35	H	52.3	56.3	74	74
B	32	36	50	50	I	M6 × 0.5	M6 × 0.5	M8 × 0.75	M8 × 0.75
C	1/8"	1/4"	3/8"	1/2"	J	M12 × 0.75	M12 × 0.75	M16 × 1.0	M16 × 1.0
D	18	23	32	32	K	10	13.5	17.5	17.5
E	23	27	37	37	L	18	18	28	28
F	4.3	4.3	5.3	5.3	M	26	30	40.5	40.5
G	46.8	50.8	65	65	N	8.6	8.6	10.2	10.2